



Annual Report

2023

Community Data Program (CDP)

Canadian Community Economic Development Network (CCEDNet)

For the period January 1st, 2023 – December 31st, 2023

Prepared by the CDP Team

April 2, 2024



Canadian
CED Network

Table of Contents

Part 1 Highlights of the Year.....	1
Part 2 The Year in Review: January 1st – December 31st, 2023.....	2
Program Area 1 - Program Leadership.....	2
Program Area 2 - Data Acquisition & Access.....	4
Program Area 3 - Training & Capacity Building.....	8
Program Area 4 - Networking & Communication	10
Program Area 5 - Program Administration	11
Part 3 Plans for 2024	12
Program Area 1 - Program Leadership.....	12
Program Area 2 - Data Acquisition & Access.....	12
Program Area 3 - Training & Capacity Building.....	13
Program Area 4 - Networking & Communication	13
Program Area 5 - Program Administration	13
Part 4 Data Acquisition for 2024.....	14
Part 5 Program Budget for 2024.....	17
The Community Data Program Team.....	21
Annex 1: Activities by Program Area (PA), Jan. 1 – Dec. 31, 2023.....	22
Annex 2: List of Data Acquisitions by CDP, 2023.....	24

Part 1 Highlights of the Year



The Community Data Program (CDP) enables communities across Canada to use data to measure and track local well-being. The significance of this program mandate is felt deeply as many of our members continue to respond directly to local challenges such as housing, immigration, affordability and inequality.

Long-standing relationships are key to the CDP's success. First and foremost among these is our relationship with our 30 community data consortium lead organizations. Another critical relationship is with our host organization: the Canadian Community Economic Development Network (CCEDNet). 2023 marked the fourth full year delivering the program under the CCEDNet banner. Valuable relationships with dedicated staff at Statistics Canada and the Canada Mortgage and Housing Corporation are key sustaining the flow of credible data to our members. The ongoing relationship with the National Local Immigration Partnerships Secretariat enables access to relevant data by a Canada-wide network of organizations committed to supporting immigrants and refugees. Finally, a new partnership with Alberta's Norquest College aims to leverage student capability to use webscraping and data modelling to capture local housing statistics for small communities.

At the core of the program is data acquisition consistent with the priorities of our members. With the benefit of a number of contributions from Community Analytics projects, the CDP acquired a record number of data products in 2023, focused largely on customized tables from the 2021 Census. Some of the most popular of these tables were transformed into eight Tableau Infographics and Dashboards, adding to a growing library of relatively easy to use data products.

The CDP team continues to engage with community data practitioners through the spring and fall leads meetings, one-on-one technical support, working groups and webinars. The program's data acquisition priority-setting continue to rely heavily on the guidance provided by the Data Purchase and Access Working Group. The webinar series also remains popular and attracts data users from across the country. The 15 webinars delivered in 2023 covered a range of topics across all three themes: Program Orientations, CDP Product Profiles, and Transforming Data into Intelligence.

In the area of membership outreach and recruitment, the CDP began to turn its attention to rural communities. This new focus was facilitated by the delivery of a Community Action for Workforce Development project. The CDP's task in this CCEDNet-led project was to create a new data portal offering data products relevant to small and rural communities engaged in rural workforce development strategies.

Finally, a significant achievement in 2023 in the area of Program Administration was the successful completion of the first full rebuild of the program website since its creation in 2011. Future upgrades will be dramatically simplified as a result.

Part 2 The Year in Review: January 1st – December 31st, 2023



Highlights of the 2023 program year, including indicators and targets for each Program Area, are presented below.

Program Area 1 - Program Leadership

Objective: The CDP will create a responsive and forward-looking program that demonstrates and promotes the importance of community data in advancing community well-being in informed decision-making and practice. Program Leadership will involve supporting consortium leads in engaging members, attracting new consortiums and organizations, and ensuring members have the tools they need to use community data. Program Leadership also involves broadening program reach and engagement by building strategic partnerships that leverage existing strengths and skills, exploring funding opportunities, reaching out to prospective community data consortium lead organizations, and exploring partnerships with different types of consortium catchment areas and other strategic partners.

Program Area 1 Indicators & Targets

Indicator	Description	Baseline 1Apr22	To 31Dec22 ¹	To 31Dec23	Target 31Dec26	Data Source
Consortium Reach	% of Canadian population covered by existing community data consortia	61%	69%*	71.3%*	100%	Program reporting
Consortia	# of community data consortia	30	31	31	40	MOA
Members	# of member organizations	379	409	429	500	Drupal database
Partnerships	# of partnership agreements	3	2	4**	5	Annual report
Support to leads	# of program orientations delivered***	2	2	3	6	Zoom analytics

*Includes Immigration Sector Network members falling outside consortium boundaries

**Partnerships include CMHC, LIPs, IRCC and Norquest College

***Includes general orientation sessions and sessions customized for individual consortia

¹ Represents 8-month period from April 1st, 2022



Program Leadership: 2023 Highlight Achievements

A Revitalized Relationship with Statistics Canada

The CDP has established a revitalized working relationship with Statistics Canada marked by more open lines of communication, more responsive delivery of data, webinar deliver, cooperation around training, and exploring new data products. Regular quarterly meetings with the Statistics Canada team, complemented by regular communication with the program's account executive have improved monitoring of results.

Partnership with Canada Mortgage & Housing Corporation (CMHC)

CMHC and the CDP entered into a formal data sharing agreement in 2021. CDP has received regular custom tables at small geographies in exchange for data products from CDP's repository. Requests reflect CDP member priorities.

Local Immigration Partnership (LIP) Network

The LIPs Network remains strong, with 61 LIP organisations registered with the CDP's Immigration Sector Consortium. 2023 was dedicated to expanding the volume of immigration related data posted to the Immigration Portal, designing dashboard products using Tableau and delivering webinar-based training to Local Immigration Partnerships across Canada.

Institute for Research on Public Policy (IRPP) Low Carbon Workforce Transformation Project

The project explores areas of susceptibility and the policy tools that can be used to build resilience. Through research, data analysis and interviews with people who work and live in the affected sectors and communities, IRPP is gathering information, insight and advice to support government decision-making and empower workers and communities concerned about their future. The CDP is preparing an interactive map of community workforce susceptibility covering all of Canada's municipalities, economic regions and metropolitan areas. The project, in turn, is contributing custom data sets to CDP members.

Norquest College, Machine Learning Analyst Diploma, Alberta

The two-year partnership established in December 2023 focuses on using webscraping and data modelling techniques to capture rental housing metrics in small communities. The work will be integrated into two of the college's courses. Through the Database Management System course, students will focus on gathering rental housing data in Alberta; Students in the Machine Learning Work Integrated course will conduct data analysis, and build prediction models using an Ontario dataset collected by the CDP in 2022.

Program Area 2 - Data Acquisition & Access



Objective: The CDP team will continue to maintain and expand the data catalogue, designed by and for community data practitioners. The CDP will continue to evolve based on the principle of building a repository that reflects the needs and priorities of CDP members and is accessible to all CDP users. The team will continue to rely on Schedule B – the annual data acquisition plan - based on priorities identified by CDP members and within the limits of the program budget. All products acquired by the CDP will be uploaded and catalogued into the website.

Program Area 2 Indicators & Targets

Indicator	Description	Baseline 1Apr22	To 31Dec22 ²	To 31Dec23	Target 31Dec26	Data Source
Data products	# of data products available from catalogue	1,313	1,406	1,491	2,000	Drupal database
Fulfilment of Schedule B	% of products identified in Schedule B available from CDP catalogue	86%	84%	98%	100%	Program Data
Active users	# of active users	1,995	2,162	2,439	2,600	Drupal database
Data Downloaders	% of users downloading at least one table	24%	20%	21%	40%	Drupal database
Downloads	# of annual downloads	6,451	3,260	6,238	10,000	Drupal database

² Represents 8-month period from April 1st, 2022



Data Acquisition: 2023 Highlights

Fulfilment of Schedule B

The 2023 Schedule B, the program's yearly data acquisition plan, was largely fulfilled with a record number of data products acquired. Regular meetings with Statistics Canada staff helped to prioritize the program's data requests.

2021 Census Data

Statistics Canada overcame the capacity issues it was previously experiencing and delivered an impressive number of 2021 Census data tables to the CDP this year. By the end of 2023, we had already received all of the 2021 Target Group Profiles that we had acquired from the earlier 2016 cycle, several custom tabulations and a healthy number of tables at custom geographies.

Regular Acquisition

The CDP catalogue holdings grow with every program year. While much of the program's innovation revolves around acquiring custom data sets, a significant benefit of the program comes from the regular purchase of standard data products on a yearly basis, such as the Canadian Business Counts, T1 Family File standard tables, Building Permits and the Postal Code Conversion File. Many organizations rely on these yearly acquisitions to build a solid base for evidence-based decision-making.

Custom Data Sets

The program updated its previous holdings from the Longitudinal Immigration Database (IMDB), including the two new IMDB tables that feature data on settlement services use that were requested by our partners in the Immigration Sector Network. We also received 1999-2022 data from Immigration, Refugees and Citizenship Canada (IRCC) on permanent residents at the Census Division and Census Subdivision level. A new table from the Longitudinal Administrative Databank allows members to track low-income dynamics in their community.

Table 1 Top 20 data tables by number of downloads in 2023

#	Data Product	# of Downloads
1	Target group profile of the population by immigration and citizen status, Census 2021	260
2	Census Profile, 2021	188
3	Target group profile of the population by age groups, Census 2021	143
4	Target group profile of the Indigenous identity population, Census 2021	131
5	Target group profile of the visible minority population, Census 2021	121
6	Canadian business counts, establishment and location counts, employment size and North American Industry Classification System (NAICS), December 2022	114
7	Target group profile of the low-income population (LIM-AT), Census 2021	101
8	Postal Code Conversion File, December 2022 update	92
9	Target group profile of the low-income population (MBM), Census 2021	92
10	Village of 100 Dashboard, 2021	87
11	Housing Dashboard – Version 1	83
12	Family characteristics of seniors (8), Age (7), Tenure (7), Condominium status (3), Value of dwelling (4), Number of bedrooms (6), Statistics (3B), Housing indicators (6) for the Population aged 65 and over, 2021 Census of population - 25% sample data	80
13	2021 Census Profile: Immigration, Mobility, Ethnocultural and Religious Diversity Dashboard	68
14	2021 Census Profile: Education, Labour Force and Commuting Dashboard	67
15	Target group profile of the population in households spending 30%+ and 50%+ of income on shelter costs, Census 2021	67
16	Census Profile, 2021 – short form (100% sample) data for custom geographies	66
17	Age of primary household maintainer (15), Structural type of dwelling (10), Condominium status (3), Household type including census family structure (16), Statistics (3C), Tenure (4) for Private households, 2021 Census — 25% Sample data	53
18	Longitudinal Immigration Database ICARE Dashboard, 2012-2019	50
19	Income sources and taxes (32), Visible minority (15), Generation status (4), Age (15B), Gender (3) and Income statistics (4) Population aged 15 years and over in private households, 2021 Census - 25% Sample data	47
20	Labour Force Survey – supplemental tables, monthly	47

Table 2 Top 20 data users by number of downloads in 2023

#	Member Org.	Consortium	# of Downloads
1	Social Planning and Research Council of Hamilton	Hamilton	488
2	City of Toronto	Toronto	379
3	Canadian Community Economic Development Network (CCEDNet)	CCEDNet	288
4	County of Simcoe	Simcoe County	265
5	Northern Policy Institute	Northern Ontario	252
6	City of Hamilton	Hamilton	207
7	City of Vancouver	British Columbia	193
8	New Dawn Community Development Education Foundational	Nova Scotia	174
9	Community Development Halton	Halton Region	164
10	Regional Municipality of Waterloo	Waterloo Region	150
11	Regional Municipality of York	York Region	130
12	United Way Greater Toronto	York Region	123
13	Region of Peel	Peel Region	122
14	City of Calgary	Calgary	95
15	City of Kingston	Kingston, Frontenac, Lennox and Addington	94
16	Social Planning and Research Council of British Columbia	British Columbia	85
17	City of Winnipeg	Winnipeg	82
18	Town of Banff	Bow Valley	80
19	City of London	London	74
20	Edmonton Local Immigration Partnership	Immigration Sector Network	71

Program Area 3 - Training & Capacity Building

Objective: Training and Capacity Building is a foundational element of the CDP. The CDP team will make available to members a suite of web-based training and capacity-building resources. These products and resources will meet the diverse needs and skills of CDP's members, a group characterized by varying levels of data capacity.



Program Area 3 Indicators & Targets

Indicator	Description	Baseline 1Apr22	To 31Dec22 ³	To 31Dec23	Target 31Dec26	Data Source
Webinar attendance	# of participants per year	559	664	889	800	Zoom Analytics/ Program Data
Webinars delivered	# webinars delivered	6	13	15	12	CDP website
Technical support requests	# of requests for technical support*	600	n/a	810	1200	Webmail
Tableau downloads	# of downloads of Tableau products/year	690	567	777	1,000	Drupal database
New Tableau Products	# of new Tableau products created/year	6	9	6	10	Program Data

*Includes general technical support for membership, site access, passwords, custom geographies or user accounts, and support related to data availability, interpretation, potential errors, how-to-use

Training & Capacity Building: 2023 Highlight Achievements

Tableau Software Data Visualisation Tools

Tableau visualizations remain among the most popular catalogue products. The Census Dashboard series was launched in 2022 in an effort to make 2021 Census data more accessible. Following each Census release, the CDP Team transformed the data into an interactive dashboard. Following the Solutions Lab project, a revised housing dashboard was developed. The Housing Dashboard integrates housing and demographic data and enables practitioners to easily access quality and credible data.

Data Portals

As CDP develops partnerships and areas of focus, the website has evolved to help members find data and resources. The CDP website contains four data portals:

³ Represents 9-month period from April 1st, 2022



1. Infographics and Dashboards Portal: Containing dozens of themed interactive Tableau products drawing from 2021 and 2016 census and other data sources.
2. Immigration Data Portal: Resources for Local Immigration Partnerships, including links to data visualization on immigration and information on membership.
3. Housing Data Portal: Includes housing dashboards, resources on housing and homelessness, and materials developed during the CMHC0-funded Solutions Lab.
4. Rural Community Workforce Development Data Portal: Project information and Data products related to a pilot project focused on intersectional, community-led workforce planning models in three rural communities supporting economic diversification that take action on climate change and contribute to clean growth.

2023 CDP Webinar series

CDP hosts webinar events under three themes: Program Orientation, CDP Product Profiles, and Transforming Data into Intelligence. A total of 15 webinars were delivered in 2023, attended by over 800 data users. Recordings and presentations for each are posted to <https://communitydata.ca/resources/webinars>.

Theme 1 Program Orientations

Learn how to use the CDP catalogue and Beyond 20/20 software

- February 8: Community Data Program Open Forum
- July 4: Introduction to the Community Data Program
- July 27: Immigration Data Portal Orientation
- October 25: Orientation to the Community Data Program, the Catalogue and More
- December 5: Beyond 20/20 Orientation with Q&A

Theme 2 CDP Product Profiles

Get insight into CDP data products.

- January 17: Canadian Institute for Health Information's Community Data Offerings
- January 24: Early Learning and Child Care Data
- May 2: Working with the Postal Code Conversion File (PCCF)
- June 27: Toward a municipal and local government data strategy

Theme 3 Transforming Data into Intelligence

Make use of analytical tools, data visualization, and infographics.

- February 14: Using the 2021 Canadian Census Data Quality Indicators for Statistical Inference
- February 21: Data for Rural Communities
- May 10: Estimating the Effect of Pandemic-Related Relief Benefits on Income and Other Key Well-Being Indicators
- May 12: Web Scraping Panel Discussion
- December 12: Disaggregated Data Action Plan. Why it Matters to You.

Program Area 4 - Networking & Communication



Objective: This Program Area is focused on enhancing and strengthening relationships within the CDP network, that is, between consortia, local member organizations, and individual users, through engagement in program governance and network communications. The bi-annual Leads Meetings serve to review program work plans, guide major decision-making through the development of program policies and protocols and connect program leadership to local members and other stakeholders. CDP working groups provide specific guidance on topics such as data acquisition and access and capacity-building activities. The CDP team also relies on communication and engagement tools such as monthly news updates and sharing of items of interest on the website.

Program Area 4 Indicators & Targets

Indicator	Description	Baseline 1Apr22	To 31Dec22 ⁴	To 31Dec23	Target 31Dec26	Source
Opening rate	% of MailChimp recipients opening communication	21%	26%	26%	30%	Mailchimp data
Data use profiles	# of examples of CDP data use by members posted to CDP website	6	0	10	12	Program website
User surveys	Response rate (% of member organisations reached)	10%	n/a	15.4%	20%	Mailchimp data

Networking & Communication: 2023 Highlight Achievements

CDP Annual Meeting

The 2023 Annual Meeting was held in Brampton, Ontario in May co-hosted with the Peel Region Community Data Consortium. The meeting presented highlights from 2022 and the CDP Team presented plans for 2023. This three-day meeting also included some webinar style presentations from the Statistics Canada team and CDP members. The 2024 CDP annual meeting will be held in Winnipeg, Manitoba, co-hosted with the Social Planning Council of Winnipeg.

⁴ Represents 8-month period from April 1st, 2022

Program Area 5 - Program Administration

Objective: The CDP team has been committed to delivering the program virtually since 2010, relying on the most cost-effective tools and ensuring the program is financially self-sufficient. The program’s web-based infrastructure will continue to be maintained, enhanced, and upgraded on a continuous basis.



Program Area 5 Indicators & Targets

Indicator	Description	Baseline 1Apr22	To 31Dec22 ⁵	To 31Dec23	Target 31Dec26	Data Source
Payment of membership fee invoices	% of membership fee invoices paid	67%	72%	67%	100%	Drupal database
External funding	Third party sponsorship as % of program budget	18%	8.5%	8.6% ⁶	10%	CDP Budget
Website visits	Users/month who initiated at least one session during the date range.	2,914	2,180	2,714 ⁷	3,300	Website analytics
Website user registration forms submitted	# of online registrations by individuals (annual)	221	282	431	500	Drupal database

Program Administration: 2023 Highlight Achievements

Website enhancement project

The CDP website is the platform for delivery of the program. At its core, the website provides CDP members with a catalogue of data sets for authorized users to download, and to enable CDP administrators to monitor usage. The site was originally created in 2011 and was upgraded from Drupal 6 in 2013. Work in 2018 and 2019 created a fresh look and feel to communitydata.ca and gave CDP members a limited ability to pay their membership dues online.

The 2022/2023 website development project’s main goal was to migrate from Drupal 7 to Drupal 9, while maintaining current functionalities and theme. The project was completed in June 2023. Because of numerous incompatibilities between Drupal 7 and Drupal 9, as well as better ways to execute some of the site functionalities, the project involved updating the information architecture and the theme. As a result, this project involved the first full rebuild of the site since 2011. Future Drupal upgrades are now meant to require days or hours, rather than months.

⁵ Represents 8-month period from April 1st, 2022

⁶ Includes data contributions from ESDC Workforce Development (\$24,663), IRCC, (\$16,089), IRPP (\$3487) and Amazon (\$836).

⁷ Sampled from May 1st, 2023 to November 30th 2023 due to data availability

Part 3 Plans for 2024



Program Area 1 - Program Leadership

Program Leadership activities in 2024 will continue to focus on the implementation of the new five-year strategic plan for the period 2022-2026. The renewed plan will aim to sustain and strengthen member priorities including data access, facilitating access to Tableau dashboards, and growing program membership.

As in 2023, effort will also be placed on providing support to consortium leads to grow their membership and more effectively run their consortium. This includes offer ongoing outreach and personalized support via email and consortium specific webinar-based training.

Efforts will be made to reach rural Canada building on the ongoing Community Action for Workforce Development project. Outreach to small and rural communities will include raising awareness of relevant data products and services to existing rural members, outreach to prospective members in existing consortia, and outreach to new members outside existing consortia.

Finally, the CDP team will continue to strengthen existing partnerships with Statistics Canada, the CMHC, and the national network of Local Immigration Partnerships.

Program Area 2 - Data Acquisition & Access

The CDP will continue to acquire a wide selection of data products that many members rely on for regular reporting of community-level trends. These products include the Canadian Business Counts, T1 Family File standard tables, Building Permits and the Postal Code Conversion File, among many others.

The main focus for data acquisition in 2024 will continue to be customized tables from the 2021 Census. The program already has a considerable list of tables in the Statistics Canada request queue and confers regularly with Statistics Canada staff on production logistics. The 2024 program year should begin with the delivery of all Household and Family Target Group Profiles that we previously received from the 2016 Census. The program will also acquire more Target Group Profiles at custom geographies as well as fully customized tables at both standard and custom geographies.

We will continue to update the program's Longitudinal Immigration Database tables, as well as those from the Longitudinal Administrative Databank.

We will be updating Permanent Residents data tables from IRCC with 2023 data and have an outstanding request for data on Temporary Residents that should arrive in 2024.

Program Area 3 - Training & Capacity Building



Training and Capacity Building activities will be carried out through the webinar and workshop series. Training and capacity-building activities will be designed to reach a range of users and will be focused on new initiatives from Statistics Canada, interactive tutorials about CDP products, using Tableau, and beginner-friendly orientations to working with community data. Members are encouraged to approach the CDP team with areas of interest.

Program Area 4 - Networking & Communication

Networking and Communication activities planned for 2024 include online engagement via CCEDNet's X account and regular news updates via MailChimp. The CDP will also host its 2024 Annual Meeting in-person in Winnipeg, Manitoba. Networking and communication activities will be applied towards engaging members with information on new data products and sharing data resources with members. Informal one-on-one check ins with leads and program members will also occur throughout the year.

Program Area 5 - Program Administration

2024 is the CDP's fifth year being hosted by CCEDNET. With major administration priorities including large scale consortium agreement renewal and a major website update complete, Program Administration activities in 2024 will focus on ensuring the routine and efficient administration of annual membership fees, workplanning, budgeting and reporting.

Part 4 Data Acquisition for 2024

Schedule B lists data products that the Community Data Program intends to acquire during the 2024 program year. See Schedule B (posted on the Program Governance page) for more detailed information about each data product and the data delivery schedule.



Table 3 Data Orders Planned for the 2024 Program Year

Organization	Product	Data year(s)
Statistics Canada	2021 Census - Target Group Profiles - standard geographies	2021
Statistics Canada	2021 Census - Target Group Profiles - custom geographies	2021
Statistics Canada	2021 Census - HH/Fam Target Group Profiles - standard geographies	2021
Statistics Canada	2021 Census - HH/Fam Target Group Profiles - custom geographies	2021
Statistics Canada	2021 Census Profile and detailed Age & Gender at custom geographies	2021
Statistics Canada	2021 Census - Custom cross-tabulations (Excluding CPP and TGPs) - standard geographies	2021
Statistics Canada	2021 Census - Custom cross-tabulations (Excluding CPP and TGPs) - custom geographies	2021
Statistics Canada	2021 Census - Community Poverty Project - standard geographies	2021
Statistics Canada	2021 Census - Community Poverty Project - custom geographies	2021
Statistics Canada	2021 Energy Poverty tables	2021
Statistics Canada	Geocoding custom geographies for 2021 Census	2021
Statistics Canada	Taxfiler (T1FF) - Financial Data and Charitable Donations	2022
Statistics Canada	Taxfiler (T1FF) - Family Data, Seniors Data, Individual Data	2022
Statistics Canada	T1FF - Wages, Salaries and Commissions tables	2022



Organization	Product	Data year(s)
Statistics Canada	Taxfiler (T1FF) - Migration Estimates - Table A-D	2022
Statistics Canada	Taxfiler (T1FF) - Migration Estimates - Table E	2022
Statistics Canada	Taxfiler (T1FF) - Custom: Custom modifications of standard tables	2019, 2020, 2021, 2022
Statistics Canada	Canadian Survey on Disability	2022
Statistics Canada	Longitudinal Immigration Database (IMDB)	2021
Statistics Canada	Longitudinal Administrative Databank	2022
Statistics Canada	Labour Force Survey	2022
Statistics Canada	Labour Force Survey	2022-2023
Statistics Canada	Estimates of Population by Age and Sex (alternate method)	2023
Canada Post	Postal Code Conversion File	2023
Industry Canada	Insolvency data	2023
Statistics Canada	Canadian Index of Multiple Deprivation	2021
Statistics Canada	Employment Insurance Statistics (monthly)	2023
Statistics Canada	Building Permits	2023
Statistics Canada	Canadian Business Counts DEC	2023
Statistics Canada	Canadian Business Counts JUNE	2024
Canada Mortgage and Housing Corporation	Rental Market Survey - Rental universe	2023
Canada Mortgage and Housing Corporation	Rental Market Survey - Median rents	2023
Canada Mortgage and Housing Corporation	Rental Market Survey - Vacancy rates	2023



Organization	Product	Data year(s)
Canada Mortgage and Housing Corporation	New Housing Construction - Absorbed Unit Prices	2023
Canada Mortgage and Housing Corporation	New Housing Construction - Housing completions	2023
IRCC/Statistics Canada	Permanent Residents Data	2023
IRCC/Statistics Canada	Temporary Residents Data	2015-2022, 2023
Provincial Health Ministries	Provincial Health Data	
Statistics Canada	Components of Population Growth	2023
Statistics Canada	Low Income Lines	2023
Employment & Social Development Canada	Shelter Capacity Report	2023
Maytree	Welfare Incomes	2023, 2024
Employment & Social Development Canada	Database on Minimum Wages	2023, 2024
Statistics Canada	General Social Survey	
TransUnion	Credit Report Characteristics	TBD
Contractor	Data scraping project	
Statistics Canada	Data Modelling Research	

Part 5 Program Budget for 2024



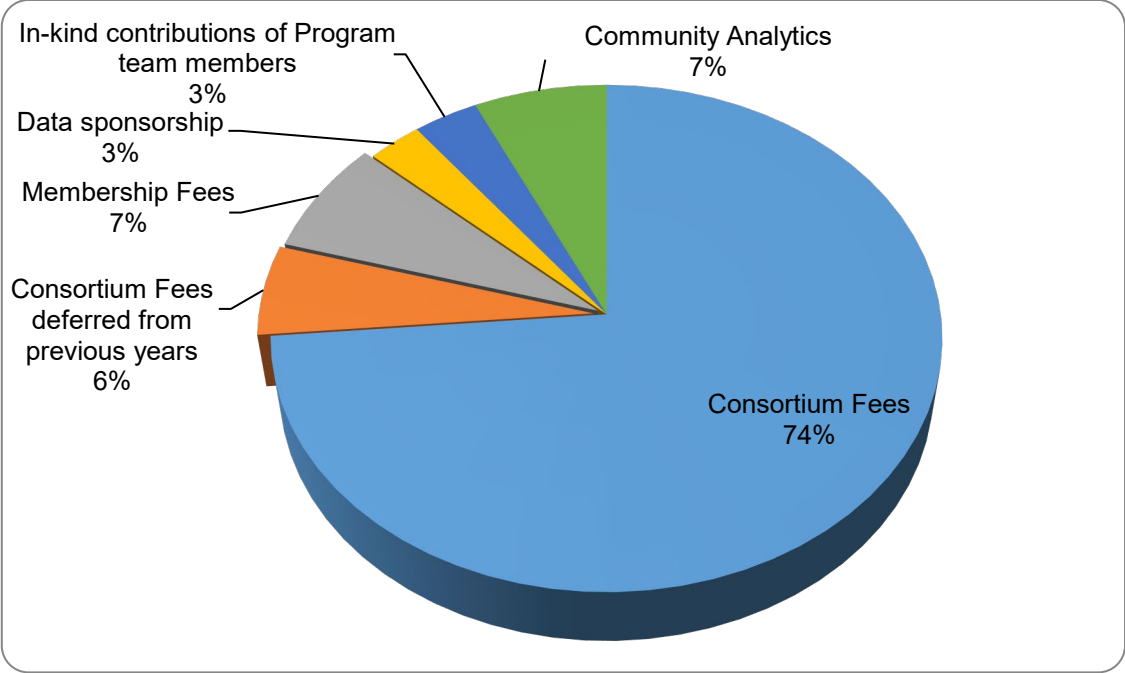
Table 4 CDP Budget, for 2023 and 2024

	2023	2023	2024
Revenue	Budget	Actual	Budget
Consortium Fees	381,093	379,408	384,594
Consortium Fees deferred from previous years	0	37,000	30,000
Membership Fees	48,000	37,609	38,000
Data sponsorship	15,000	4,500	15,000
In-kind contributions of Program team members	18,000	23,013	18,000
Community Analytics	102,776	232,671	36,625
Interests cumulated on Reserve	0	7,141	3,200
Total Revenue	564,869	721,341	525,419

Expenses	Budget	Actual	Budget
Data Purchase & Acquisition	142,846	178,019	140,000
Program team & Administration	335,383	420,202	282,175
Program team, in-kind	18,000	23,013	18,000
Third Party Contractors	70,028	57,704	49,372
Outreach / Travel	2,079	0	0
Translation	3,118	0	0
Annual Meeting	12,473	4,535	8,315
Program Overhead	30,678	30,879	31,489
Total Expenses	614,605	714,353	529,351


	Budget	Actual	Budget
Net Operating Income	-49,736	6,988	-3,932
Designated for sustainability and program reserves at year end	65,854	122,578	118,646

Figure 1 Summary of revenue, 2024



Notes on revenue, 2024

- "Consortium Fee" Revenue based on commitments provided by Community Data Consortia outlined in Table 1 below. "Consortium Fees received in advance" reflect consortium leads paying for full five years of fees in advance.
- Revenue from "Membership Fees" are based on previous end-of-year totals, which stood at 420 member organizations, each paying \$150 annually and assumes 60% of fees are collected.
- "Data Sponsorship" refers to third-party sponsorship from public and private sector sources, including data paid through Community Analytics contracts and providers offering concessional rates
- "In-Kind Contributions" are derived from in-kind contributions by CDP team members
- "Analytics fees" is revenue generated from fee-for-service data analysis services offered to non-Consortium members

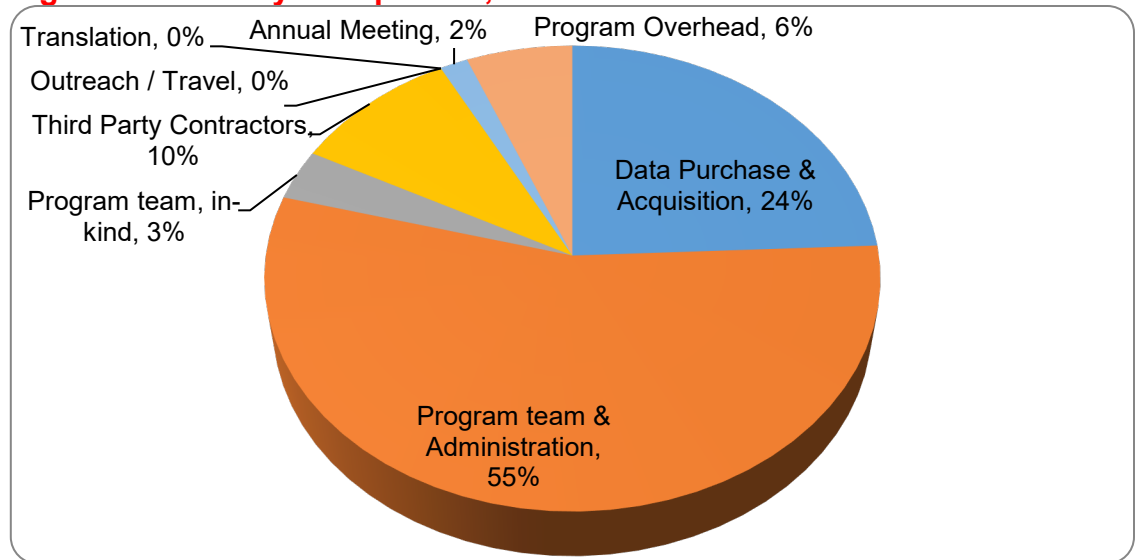
Table 5 2024 Consortium fees, by consortium


	Consortium	PR	Consortium fee*
1	Bow Valley (Division 15)	AB	5,000.00
2	Brant County	ON	6,499.00
3	Calgary	AB	22,238.50
4	Columbia Basin-Boundary	BC	7,248.50
5	Durham	ON	15,493.00
6	Halton	ON	13,994.00
7	Hamilton	ON	13,244.50
8	Hastings-Prince Edward	ON	7,249.00
9	Immigration Sector Network	CD	0.00
10	Kawartha Lakes & Haliburton	ON	6,499.00
11	Kingston, Frontenac, Lennox & Addington	ON	7,998.00
12	Lesser Slave Lake	AB	5,000.00
13	London (Middlesex)	ON	13,994.00
14	Muskoka	ON	5,749.50
15	New Brunswick	NB	16,992.00
16	Newfoundland & Labrador	NL	7,998.00
17	Northern Ontario	ON	16,992.00
18	Northumberland	ON	5,749.50
19	Nova Scotia	NS	19,240.50
20	Ottawa & Region (Ottawa)	ON	19,990.00
21	Peel	ON	22,238.50
22	Peterborough	ON	6,499.00
23	Red Deer	AB	6,499.00
24	Regina	SK	9,497.00
25	Simcoe	ON	12,495.00
26	Toronto	ON	22,238.50
27	Vancouver-Fraser Valley	BC	24,487.00
28	Waterloo	ON	13,994.00
29	Wellington-Dufferin-Guelph (WDG)	ON	9,497.00
30	Winnipeg (Manitoba)	MB	19,990.00
31	York	ON	19,990.00
	TOTAL		384,594.00

Notes:

*Immigration sector network population accounts for Local Immigration Partnership communities falling outside consortium boundaries;

**Fees are accounted for as Program Analytics Revenue

Figure 2 Summary of expenses, 2024**Notes on Expenses, 2024**

- "Data purchase": direct costs charged by data providers and licensed tool providers. "Acquisition" refers to the value of data contributed to the program through sponsorship or concessional rates. This category excludes Program time required for data management.
- "Program Team & Administration": all CCEDNet administrative support and CDP program team members contributing to any aspects of program delivery.
- "Program Team in kind": contributions of unpaid time made by program team members to any aspects of program delivery.
- "Third Party Contractors" are engaged to deliver special projects for enhancing/upgrading communitydata.ca or developing training & capacity building tools. For 2024, includes routine website maintenance and expanded Tableau as Member Service.
- "Outreach/travel": Program team travel to support program delivery, including marketing, outreach and capacity building.
- "Translation": direct costs to translate program documents and website content
- "Annual Meeting" includes logistics, venue, refreshments, program team travel for up to 4 persons, and meeting supplies associated with co-hosting an annual program meeting and excludes travel costs for consortium members participating in annual meetings.
- "Program Overhead": program-related portions of the following items: Office supplies; Office / meeting room rental; Office equipment; Professional services (legal, accounting/audit); Professional Services (Graphic Design); Telephone, cellphone, tele/video conference services; Webinar services; Internet and webhosting services; Content and liability insurance; Delivery, postage, courier; Printing & copying; and Translation.
- Expenses include 3.94% of non-recoverable portion of 13% HST

The Community Data Program Team



Michael Toye
Executive Director, CCEDNet

Guyline Simard
Director of Finance, CCEDNet

Melissa Lessard
Administrative Coordinator, CCEDNet

Michel Frojmovic
Lead, Community Data Program

Michael Ditor
Data Purchase and Access Coordinator, Community Data Program

Jamie Carrick
Administrator and Data Analyst, Community Data Program

Saeideh Hejazi
Social Media Coordinator and Data Analyst, Community Data Program

Thomas Kempster
Data Analyst, Community Data Program



Annex 1: Activities by Program Area (PA), Jan. 1 – Dec. 31, 2023

PA1 Program Leadership		
PA1.1	Regular communication with Leads	Ongoing email, zoom and phone calls. Reach all leads over the course of the year.
PA1.2	CDP visibility at events	Participation in events, deliver presentations.
PA1.3	Recruit new consortia	Outreach to prospective consortia and refresh program marketing package. Target: 100% coverage of Canada by 2025
PA1.4	Partnership & resource generation	Partnership agreements and proposals, and Community Analytics projects
PA1.5	Strategic Planning	Strat plan reviewed annually and updated every 5 years
PA2 Data Acquisition & Access		
PA2.1	Data acquisition planning	Meetings with data providers; Pursuing new data opportunities; Planning for next year budget acquisition in advance of annual meeting.
PA2.2	Monitor data acquisition	Schedule B Orders finalized and implemented within budget. Data agreements negotiated as required. CDP Product Tracking File updated and maintained to monitor Schedule B. Product rating file maintained as priority setting tool.
PA2.3	Administer user access	User registration system maintained. E.g. password updates, deactivating users. Usage reports published bi-annually as input to annual report.
PA2.4	Catalogue tables	Data Products uploaded to FTP, quality controlled & catalogued. Metadata added and edited. Product tracking file updated.
PA2.5	Coordinate Data Purchase & Access WG	Meetings coordinated, and meeting reports posted to communitydata.ca
PA3 Training & Capacity Building		
PA3.1	Respond to day-to-day user requests	Respond to requests within 72 hours by email or phone. Questions and answers integrated into FAQ section of communitydata.ca
PA3.2	Coordinate delivery of webinar series	Design and deliver webinar series under three themes: CDP Orientation, CDP Product Profiles and Transforming Data into Intelligence. Target of min of 6 per year. Webinar Events posted to communitydata.ca.



PA3.3	Manage Tableau-As-Member Service Project	Developing and managing the Tableau as Member Service project
PA3.4	Update website resources and portal content	Maintaining and updating website resources.
PA3.5	Coordinate Training & Capacity Building WG	Meetings hosted as required. Meeting reports prepared and posted to communitydata.ca.
PA4	Networking & Communication	
PA4.1	Coordinate annual face-to-face meeting	Annual program meeting co-hosted. Meeting report posted to communitydata.ca.
PA4.2	Host mid-year & ad-hoc virtual leads meetings	Annual Fall teleconference hosted & report prepared; Ad hoc teleconferences organized as required. Reports posted to communitydata.ca.
PA4.3	Prepare news updates	Includes monthly news updates disseminated via Mailchimp
PA4.4	Prepare user surveys	Short surveys of all users, longer survey of leads in advance of annual meeting
PA4.5	Program analytics and reports	Program Analytics from data usage (Drupal), Google analytics, Mailchimp analytics, annual user surveys
PA5	Program Administration	
PA5.1	Annual work planning, budgeting and reporting	Annual workplan, budget and report ready for Annual meeting
PA5.2	CDP team meetings	Regular meetings with CCEDNet and CDP Team.
PA5.3	Website backup/troubleshooting/development	Regular troubleshooting, supervision of contractors for website upgrades/refresh (delivered using special project budget)
PA5.4	Administer consortia & membership	MoA preparation/renewal, Update invoicing instructions, respond to membership fee queries, invoice payment follow-up.
PA5.5	Prepare administrative reports	Semi-annual reporting to CCEDNet

Annex 2: List of Data Acquisitions by CDP, 2023



List of CDP catalogue additions in 2023

Listed starts with most recent catalogue additions

- [Education Profile Dashboard, 2021](#)
- [Building Permits, 2021](#)
- [Immigration Profile Dashboard, 2021](#)
- [Demographic Status of Household \(17\), Age of the primary household maintainer \(6\), Core housing need status \(3\), Household type \(7\), CMHC housing standards \(13\), Household Data \(5\), and Tenure \(3\), for private households, 2021 Census](#)
- [EIS - Employment insurance \(EI\) beneficiaries, monthly, unadjusted for seasonality](#)
- [Insolvency Data, ongoing \(annual\)](#)
- [2021 Census Tables with Immigration Variables on LIP Custom Geographies](#)
- [Target group profile of the Francophone population, Census, 2021](#)
- [Longitudinal Immigration Database Table 3 \(IMDB\) - Immigrant taxfiler mobility by world area, immigrant admission category, age and sex, admission year and tax year, for Canada and census subdivisions, tax years 2014-2020](#)
- [Longitudinal Immigration Database Table 6 \(IMDB\) - Immigrant taxfiler income by world area, immigrant admission category, age and sex, admission year and tax year, for Canada and census subdivisions, tax years 2014-2020](#)
- [Longitudinal Immigration Database Table 9 \(IMDB\) - Immigrant taxfiler income by socio-demographic profile, immigrant admission category, age and sex, admission year and tax year, for Canada and census divisions, tax years 2014-2020](#)
- [Longitudinal Immigration Database \[IMDB\] - ICARE Table T2 - Immigrant taxfiler mobility by age-sex, admission category and world area of birth, admission and tax year, settlement services, CD, CSD and LIP geographies, tax years 2012-2020](#)
- [Longitudinal Immigration Database Table 1 \(IMDB\) - Immigrant taxfiler income and mobility by sex, socio-demographic profile, admission year and tax year, for Canada, select provinces/territories and partnerships, tax years 2014-2020](#)
- [Longitudinal Immigration Database Table 4 \(IMDB\) - Immigrant taxfiler mobility by socio-demographic profile, immigrant admission category, age and sex, admission year and tax year, for Canada and census subdivisions, tax years 2014-2020](#)
- [Longitudinal Immigration Database Table 7 \(IMDB\) - Immigrant taxfiler income by socio-demographic profile, immigrant admission category, age and sex, admission year and tax year, for Canada and census subdivisions, tax years 2014-2020](#)
- [Longitudinal Immigration Database Table 10 \(IMDB\) - Immigrant mobility, by age and sex, knowledge of official languages, pre-admission experience, immigrant admission category, admission and tax year, for custom LIP geographies, tax years 2014-2020](#)
- [Longitudinal Immigration Database Table 2 \(IMDB\) - Immigrant taxfiler mobility by knowledge of official languages, immigrant admission category, age and sex, admission year and tax year, for Canada and census subdivisions, tax years 2014-2020](#)
- [Longitudinal Immigration Database Table 5 \(IMDB\) - Immigrant taxfiler income by knowledge of official languages, immigrant admission category, age and sex, admission year and tax year, for Canada and census subdivisions, tax years 2014-2020](#)
- [Longitudinal Immigration Database Table 8 \(IMDB\) - Immigrant taxfiler mobility by socio-demographic profile, immigrant admission category, age and sex, admission year and tax year, for Canada and census divisions, tax years 2014-2020](#)
- [Longitudinal Immigration Database \[IMDB\] - ICARE Table T1 - Immigrant taxfiler income by age-sex, admission category and world area of birth, admission and tax year, settlement services, 2019 constant dollars, CD, CSD, LIP geographies, tax years 2012-2020](#)



- [Target group profile of the population living in dwellings in need of major repairs, Census, 2021](#)
- [CPP Table 1: Selected cultural and demographic characteristics \(53\), Income status in 2020 - CPP \(7\), Age groups \(32\) and Gender \(3\) for the Population in Private Households, 2021 Census - 25% Sample Data](#)
- [Target group profile of the population by highest level of education, Census, 2021](#)
- [Age groups \(12\), Highest certificate, diploma or degree \(16\), Selected demographic characteristics \(28\), Gender \(3\) and Income in 2020 \(36\), for the Population in private households, 2021 Census of population - 25% sample data](#)
- [Canadian business counts, establishment and location counts, employment size and North American Industry Classification System \(NAICS\), June 2023](#)
- [Target group profile of population by knowledge of official languages, Census, 2021](#)
- [Target group profile of population with majority of income coming from government transfers, Census, 2021](#)
- [Community Recovery Dashboard - Version 4](#)
- [Low Income Profile Dashboard, 2021](#)
- [F-02: Taxfilers and dependents by age groups and census family type, 2021](#)
- [F-05: Census families by total income, family type and number of children, 2021](#)
- [F-08: Economic dependency profile of lone-parent families and persons not in census families, 2021](#)
- [F-13: Single-earner and dual-earner census families by number of children, 2021](#)
- [F-19: Census families by family type and family composition including before and after-tax median income of the family, 2021](#)
- [F-22: Census families with capital gains by family type, 2021](#)
- [F-03: Census families by age of older partner or parent and number of children, 2021](#)
- [F-06: Sources of income by census family type, 2021](#)
- [F-09: Labour income profile of couple families, 2021](#)
- [F-14: Couple families by percentage of wife's contribution to couple's employment income and by number of children, 2021](#)
- [F-20: After-tax low income status of census families based on Census Family Low Income Measure \(CFLIM-AT\), by family type and family composition, 2021](#)
- [F-01: Summary census family income table, 2021](#)
- [F-04: Distribution of total income by census family type and age of older partner, parent or individual, 2021](#)
- [F-07: Economic dependency profile of couple families, 2021](#)
- [F-06: Sources of income by census family type, 2021](#)
- [F-09: Labour income profile of couple families, 2021](#)
- [F-14: Couple families by percentage of wife's contribution to couple's employment income and by number of children, 2021](#)
- [I-03: Tax filers and dependants by single years of age, 2021](#)
- [I-06: Tax filers and dependants with income by sex, income taxes, selected deductions and benefits, 2021](#)
- [I-09: Economic dependency profile of individuals, 2021](#)
- [I-12: Tax filers and dependants 15 years of age and over receiving employment insurance by age groups and sex, 2021](#)
- [I-15: Tax filers and dependants with dividend and interest income by sex and income groups, 2021](#)
- [I-01: Tax filers and dependants, summary table, income and demographics of individuals, 2021](#)
- [I-04: Tax filers and dependants with income by source of income, 2021](#)
- [Postal Code Conversion File Plus \(PCCF+\) Version 8A, December 2022](#)
- [I-07: Tax filers and dependants with income by after-tax income, sex and age groups, 2021](#)
- [I-10: Labour income profile of individuals, 2021](#)
- [I-13: After-tax low income status of tax filers and dependants based on Census Family Low Income Measure \(CFLIM-AT\), by family type and family type composition, 2021](#)



- [I-16: Tax filers and dependants with capital gains by income groups, 2021](#)
- [I-02: Tax filers and dependants by sex, marital status and age groups, 2021](#)
- [I-05: Tax filers and dependants with income by total income, sex and age groups, 2021](#)
- [I-08: Tax filers and dependants with income by income taxes and after-tax income, sex and age groups, 2021](#)
- [I-11: Tax filers and dependants 15 years of age and over with labour income by sex and age groups, 2021](#)
- [I-14: Tax filers and dependants with dividend and interest income by sex and age groups, 2021](#)
- [I-15: Tax filers and dependants with dividend and interest income by sex and income groups, 2021](#)
- [S-03: Sources of income of senior couple families by age of older partner, 2021](#)
- [S-01: Senior census families by family type and age of older partner, parent or individual, 2021](#)
- [S-04: Sources of income of senior lone-parent families and senior persons not in census families by age of parent or individual, 2021](#)
- [S-02: Tax filers and dependants in senior census families by family type, sex and age groups, 2021](#)
- [S-05: Tax filers and dependants, seniors with income by source of income and age groups, 2021](#)
- [Charitable Donations, 2021](#)
- [Wages, salaries and commissions of tax filers - by age and sex; by main industry sector, 2021](#)
- [Canadian Taxfilers, 2021](#)
- [RRSP Contributors, 2021](#)
- [Target group profile of population by main mode of commuting to work, Census, 2021](#)
- [Target group profile of the population by school attendance, Census, 2021](#)
- [Target group profile of population with activity limitations, Census, 2021](#)
- [Target group profile of the population living in owner and renter households, Census, 2021](#)
- [Target group profile of the population living in subsidized housing, Census, 2021](#)
- [Target group profile of the population by employment status, Census, 2021](#)
- [Target group profile of the population by religion, Census, 2021](#)
- [Target group profile of the population in households spending 30%+ and 50%+ of income on shelter costs, Census, 2021](#)
- [Target group profile of lone parents, Census, 2021](#)
- [Target group profile of the population living alone, Census, 2021](#)
- [Target group profile of the population by age groups, Census, 2021](#)
- [Target group profile of the Indigenous identity population, Census, 2021](#)
- [Target group profile of the low-income population \(MBM\), Census, 2021](#)
- [Target group profile of the low-income population \(LICO-AT\), Census, 2021](#)
- [Target group profile of the population by immigration and citizenship status, Census, 2021](#)
- [Target group profile of the low-income population \(LIM-AT\), Census, 2021](#)
- [Building Permits - detailed, 2022](#)
- [Highest certificate, diploma or degree and Occupation - TEER category \(15\), Indigenous identity and visible minority \(24\), Industry - North American Industry Classification System \(NAICS\) 2017 \(60\), Age \(7\) and Gender \(3\) for the labour force 15+](#)
- [Age groups \(10\), Labour force status \(8\), Gender \(3\), School attendance \(5\), Work activity during the reference year \(9\) and Visible minority, immigrant and Indigenous identity status \(27\) for the Population 15+ in Private Households, 2021 Census](#)
- [Census Profile, 2021](#)
- [Income sources and taxes \(32\), Visible minority \(15\), Generation status \(4\), Age \(15B\), Gender \(3\) and Income statistics \(4\) Population aged 15 years and over in private households, 2021 Census - 25% Sample data](#)
- [Universe by Bedroom Type, Dwelling Type, Year of Construction, and Structure Size - for Privately Initiated Structures with 3 or more Units](#)
- [Universe by Bedroom Type, Dwelling Type, Year of Construction, and Structure Size - for Privately Initiated Structures with 3 or more Units - Census Division level data](#)



- [Age \(in single years\), average age, median age and gender, 2021 Census](#)
- [Target group profile of the visible minority population, Census, 2021](#)
- [Target group profile of the low-income population \(LIM-BT\), Census, 2021](#)
- [Target group profile of the low-income population \(LICO-BT\), Census, 2021](#)
- [North American Industry Classification System \(NAICS\) 2017 \(428A\), Labour force status \(3\), Age \(15A\), Gender \(3\), Statistics \(1\) and Class of worker including job permanency \(16A\), 2021 Census, 25% Sample data](#)
- [Age \(14\), Gender \(3a\), Economic family characteristics of persons \(29A\), Statistics \(1\) and Individual MBM poverty status \(7\), 2021 Census, 25% Sample data](#)
- [National Occupational Classification \(NOC\) 2021 \(821A\), Highest certificate, diploma or degree \(16\), Age \(15A\), Gender \(3\) and Labour force status \(3\), 2021 Census, 25% Sample data](#)
- [Age \(14\), Gender \(3a\), Economic family characteristics of persons \(29A\), Statistics \(1\) and Individual MBM poverty status \(7\), 2021 Census, 25% Sample data](#)
- [Dwelling condition \(4\), Indigenous identity \(9\), Registered or Treaty Indian status \(3\), Age \(12\), Gender \(3\), Statistics \(3\) for the Population in private households, 2021 Census — 25% Sample data](#)
- [IRCC Permanent Resident Admission Tables, CD and CSD, Landing Years 1999-2022](#)
- [Longitudinal Immigration Database ICARE Dashboard, 2012-2019](#)
- [Number of person per room \(5\), Indigenous identity \(9\), Registered or Treaty Indian status \(3\), Housing suitability \(6\), Age \(12\), Gender \(3\) and Statistics \(3\) for the Population in private households, 2021 Census - 25% sample data](#)
- [Housing suitability \(6\), Number of persons per room \(5\), Number of rooms \(12\), Number of bedrooms \(6\), Household type including census family structure \(16\), Statistics \(3C\) and Tenure \(4\) for Private households, 2021 Census - 25% sample data](#)
- [Family characteristics of seniors \(8\), Age \(7\), Tenure \(7\), Condominium status \(3\), Value of dwelling \(4\), Number of bedrooms \(6\), Statistics \(3B\), Housing indicators \(6\) for the Population aged 65 and over, 2021 Census of population - 25% sample data](#)
- [Age of primary household maintainer \(15\), Structural type of dwelling \(10\), Condominium status \(3\), Household type including census family structure \(16\), Statistics \(3C\), Tenure \(4\) for Private households, 2021 Census — 25% Sample data](#)
- [Village of 100 Dashboard, 2021](#)
- [Canadian business counts, establishment and location counts, employment size and North American Industry Classification System \(NAICS\), December 2022](#)
- [Table 3 - Labour force survey estimates \(LFS\), employed employees, average hourly earnings, median hourly earnings by 1, 2, 3 and 4 digits NOC, sex and age group for Canada, provinces, economic regions and census metropolitan areas, 2006 to 2022](#)
- [Table 1 - Labour force survey estimates \(LFS\), duration of unemployment by sex and age group for Canada, provinces, economic regions and census metropolitan areas, 2006 to 2022 annual average](#)
- [Table 4 - Labour force survey estimates \(LFS\), by sex and age group for Canada, provinces, economic regions and census metropolitan areas, 2006 to 2022, annual averages](#)
- [Table 2 - Labour force survey estimates \(LFS\), employed employees, average hourly earnings, median hourly earnings by 2 and 3 digits NAICS, sex and age group for Canada, provinces, economic regions and census metropolitan areas, 2006 to 2022](#)
- [Table 5 - Labour force survey estimates \(LFS\), characteristics by sex and age group for Canada, provinces, economic regions and census metropolitan areas, 2006 to 2022, annual averages](#)
- [REVISED Household & Family TGP of the low-income population \(MBM\) using the rebased 2018 Market Basket Measure, Census, 2016](#)
- [REVISED CPP Table 1 - activity limitations and rebased MBM: Age Groups \(23\), Sex \(3\), Income status in 2015-CPP \(7\) and Selected cultural and demographic characteristics \(53\) for the Population in Private Households, 2016 Census](#)
- [REVISED Target group profile of the low-income population \(MBM\) using the rebased 2018 Market Basket Measure, Census, 2016](#)
- [MIG: Migration Estimates, Tables A-D, 2020-2021](#)
- [Annual population estimates by age and sex, July 1, 2001 to 2022](#)



- [Canadian Internet Use Survey - Percent of population that purchased digital goods or services, 2018](#)
- [Canadian Internet Use Survey - Percent of population that purchased physical goods, 2020](#)
- [Canadian Internet Use Survey - Percent of population that purchased digital goods or services, 2020](#)
- [Canadian Internet Use Survey - Internet use access at home, 2020](#)
- [Canadian Internet Use Survey - Percent of population that purchased physical goods, 2018](#)
- [Postal Code Conversion File, December 2022 update](#)
- [Census family structure including detailed information on stepfamilies, number of children, average number of children and age of youngest child - 2011 Census - 100% data](#)
- [Longitudinal Administrative Databank \(LAD\) - Low income duration of tax filers - CD and CSD, reference period: 2013 to 2020](#)
- [Census family structure including detailed information on stepfamilies, number of children, average number of children and age of youngest child - 2021 Census - 100% data](#)
- [Longitudinal Administrative Databank \(LAD\) - Low income entry and exit rates of tax filers - CD and CSD, reference period: 2019 to 2020](#)
- [Census family structure including detailed information on stepfamilies, number of children, average number of children and age of youngest child - 2016 Census - 100% data](#)
- [Longitudinal Administrative Databank \(LAD\) - Low income persistence of tax filers - CD and CSD, reference period: 2013 to 2020](#)
- [Census family status and household living arrangements, household type of person, age group and gender - 2011 Census - 100% data](#)
- [Census family status and household living arrangements, household type of person, age group and gender - 2021 Census - 100% data](#)
- [Census family status and household living arrangements, household type of person, age group and gender - 2016 Census - 100% data](#)
- [Household and family characteristics of persons including detailed information on stepfamilies, presence of grandparents in household, age group and gender - 2016 Census - 100% Data](#)
- [Labour Force Survey - supplemental tables, monthly](#)
- [Household and family characteristics of persons including detailed information on stepfamilies, presence of grandparents in household, age group and gender - 2021 Census - 100% Data](#)