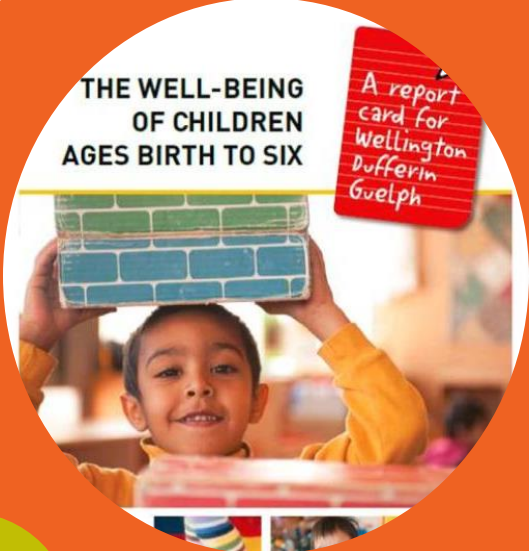


The background features a decorative graphic consisting of various colored circles and dashed lines. On the left, there is a large teal circle with a white center, a smaller teal circle, and a dashed teal circle. Below these are a green circle with a white center, a small orange circle, and a dashed yellow circle. On the right, there is a large yellow circle, a large green circle, a smaller green circle with a dashed outline, a small teal circle, a pink circle, and an orange circle. A large dashed yellow circle is also present at the bottom right.

WDG Child
and Youth
Report Card
Website



THE WELL-BEING
OF CHILDREN
AGES BIRTH TO SIX


A report
card for
Wellington
Dufferin
Guelph

Who we are


- What does child and youth well-being mean?
- What are the components of child and youth well-being?
- How are child and youth in our community doing?

Core Indicators Development


Review Existing Frameworks



Literature Review on Domains and Subdomains



Selection of Core Indicators




Draft WDG Domain List



Feedback from Community Partners



Feedback from Experts



The WDG Domains of Child & Youth Well-Being

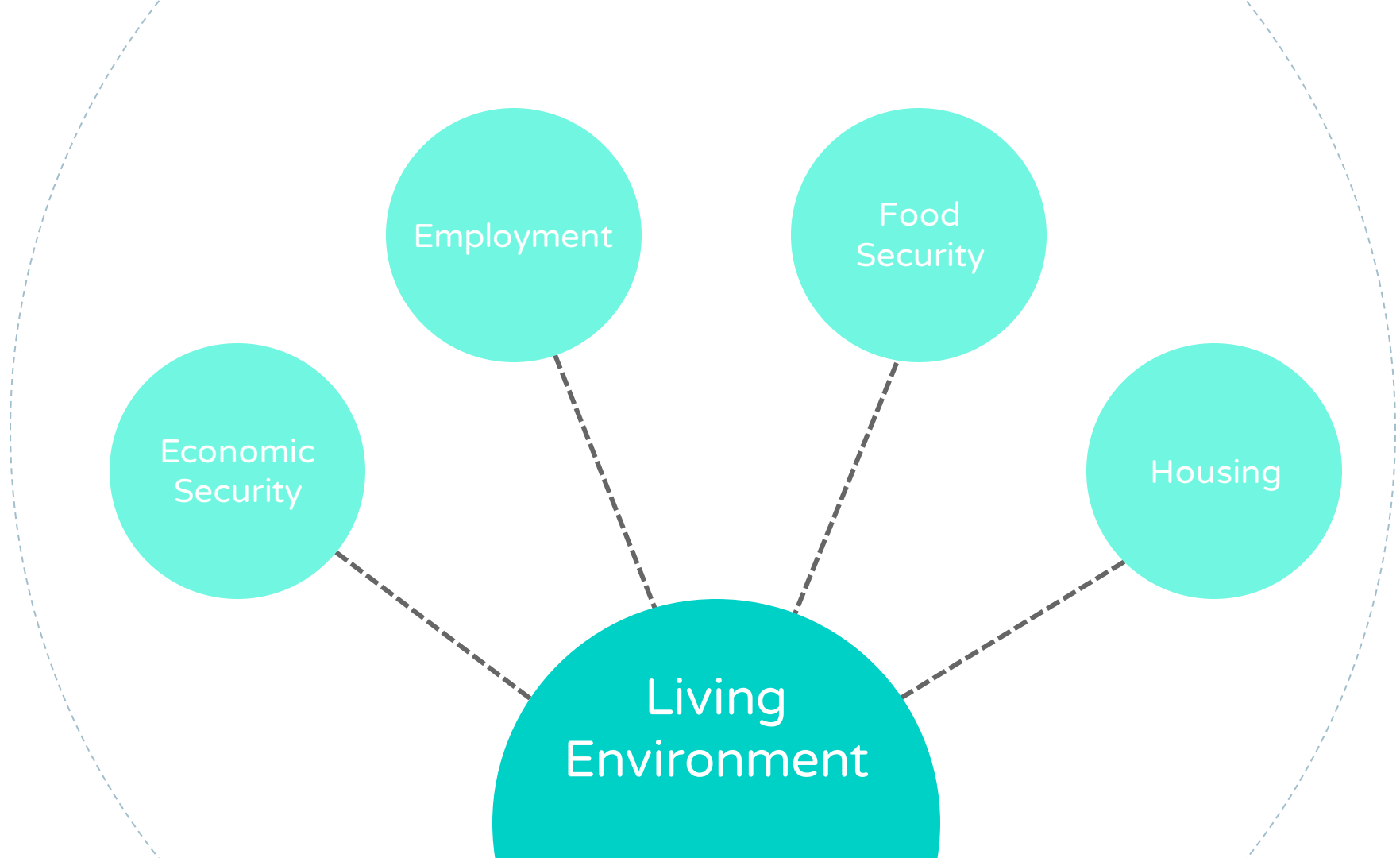
Health

Social
Relationships

Safety

Education

Living
Environment



Economic
Security

Employment

Food
Security

Housing

Living
Environment


Website Demo



www.wdgreportcard.com



Lessons Learned

- ◎ Give yourself plenty of time to create a framework on well-being
 - ◎ Websites development takes longer than you think
 - ◎ Keep it simple but interactive
- 



Next Steps

- © Regularly update data as it becomes available
- © Create mini reports by topic or geographic area
- © Review framework regularly

Thanks!



Any questions?

Auburn.Larose@wdgpublichealth.ca