



# Community Data Program

Building Capacity among Calgary  
Data Consortium members

May 25, 2017



## Capacity Building in Calgary: What we do

- New member orientation session provided to new consortia (and new staff of member organizations), as required
- 3 hands-on workshops each year, typically facilitated by The City of Calgary (CDP lead), hosted by a member organization
- One-on-one assistance to members, on request
- Focus of this presentation is on the workshops



## Advantages of capacity-building approach

- Members are better equipped to self-serve from the CDP catalogue
  - Requests are more focused on difficult-to-find or -understand data
- Builds a community of practice among consortium members
- Supports data-driven decision-making among consortium members
- Broadens opportunities for members to use a wide variety of data
- Fosters consistency of approach to data use among consortium members



## Workshops overview

- Three workshops per year, primarily developed and led by City of Calgary staff
- Technical or thematic content, topics chosen with input from consortium members
- Hands-on, repetition and exposure approach to learning
- Workshops include key data use considerations
- Step-by-step instruction and hands-on practice during workshop, with printed exercise hand-outs for future review




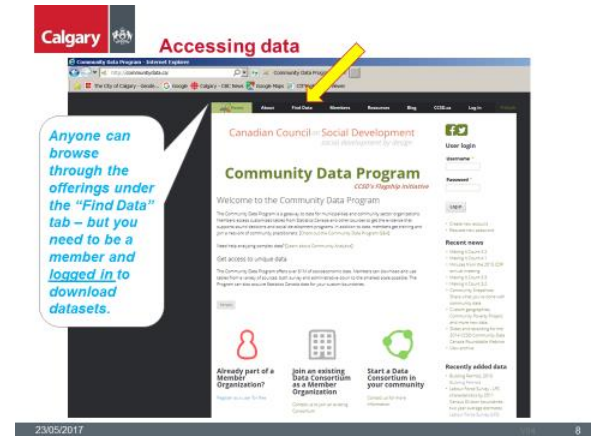
## Workshop format

- Hands-on workshop, two to three hours long
- Conducted in-person in a computer lab or with participants' own computers, maximum of 20 participants
- Example agenda:
  - Overview of available data sources (administrative, sample surveys, local resources)
  - Step by step guide to finding the data in the CDP catalogue
  - Follow-along exercise #1
  - Independent exercise #2

## Example: New member orientation

New Consortium members (and new representatives) receive an intro to Beyond2020 and CDP on:

- I. Purpose of CDP
- II. How to sign up & access data
- III. Identifying tables & the Beyond 2020 format
- IV. Step by step exercise to embed learning
  - I. Finding, downloading and saving data
  - II. Interpreting and exporting data





# Example from *Calgary's Indigenous population workshop: Overview of available data sources*



## Available data sources - First Nation Profiles (INAC)

- Includes general information about First Nations along with more detailed information about its reserve(s), governance, federal funding, geography, registered population statistics and various Census statistics; communities can be located using an interactive map
- Registered population ≠ Census population
- <http://fnp-pnp.aandnc-aadnc.gc.ca/fnp/Main/Index.aspx?lang=eng>



Indigenous and Northern Affairs Canada  
www.aandnc-aadnc.gc.ca

Registered Population  
Official Name: **ETN** | Indian Number: **1000**

Registered Population as of August, 2010

Residency	# of People
Registered Males On-Reserve	4,056
Registered Females On-Reserve	4,960
Registered Males On-Other Reserves	52
Registered Females On-Other Reserves	64
Registered Males On-Reserve/Off-Reserve	1
Registered Females On-Reserve/Off-Reserve	0
Registered Males On-Other Band Council Land	0
Registered Females On-Other Band Council Land	0
Registered Males On-Reserve/Off-Reserve	0
Registered Females On-Reserve/Off-Reserve	0
Registered Males Off-Reserve	1,110
Registered Females Off-Reserve	1,117
<b>Total Registered Population</b>	<b>12,244</b>

23/05/2017

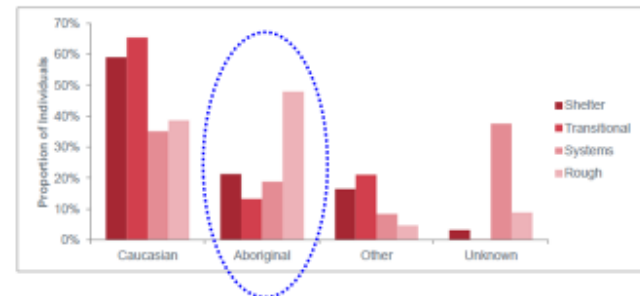
7



## Available data sources - Point in Time Homelessness Count

- Calgary Homeless Foundation conducts the Point-in-Time Count – a one day snapshot of homelessness that captures numbers and basic demographics of people staying in emergency shelters, short-term supportive housing, jails, hospitals, and on the streets; most recent available report is for Winter 2014.
- Ethnicity is a dimension which is considered (Caucasian, Aboriginal, Other, Unknown / Not Stated)

Ethnicity Distribution for Total Enumerated Population, By Classification



23/05/2017

7



# Example from *Calgary's Indigenous population workshop*: Step by step guide to finding the data in the CDP catalogue



## Find data: Data by theme

**Data by theme**  
All of the CDP's data products organized by topic area

- Cultural Identity**
  - Aboriginal Peoples
  - Ethnic Origin
  - Immigration
  - Language
  - Religion
  - Visible Minority
- Demographics**
  - Age, Sex and Population
  - Children and Youth
  - Families
  - Households
  - Labour Market
  - Marital Status
  - Seniors
  - Single People
- Education**
  - High School Certificate
  - Degree or Diploma
  - Library Services
  - Location of Study
  - Major Field of Study
  - Tuition Assistance
- Housing**
  - Aboriginal Peoples
  - Building
  - Building Permits
  - Location
  - Occupation
  - History
  - History of Nations
  - Tenure of
- Work**
  - Business and Industry
  - Employment Insurance
  - Labour Force
  - Unemployment
- Income**
  - Family and Household Income
  - Income Reductions and Benefits
- Health**
  - Health
- Crime**
  - Crime

**Aboriginal Peoples**  
Total products categorized with this theme: 80

**Aboriginal Identity (I), condition of dwelling (J), number of persons per room (K), age groups (O), sex (B), area of residence (I1) for the population in private households, 2011 NHS**  
Data provider: Statistics Canada

**CPP Table G: Age groups (I), sex (J), income status in 2010 - CPP (O), Aboriginal identity (O) and selected labour force and income characteristics (I2) for the population 15 years and over in private households, 2011**  
Data provider: Statistics Canada

**CPP Table G: Aboriginal identity (O), age groups (I), sex (J), income status in 2010 - CPP (O) and selected income characteristics (I2) for the population 15 years and over with income living in private households, 2011**  
Data provider: Statistics Canada

**Selected demographic, sociocultural, education and labour characteristics (I22), sex (J) and income status in 2010 (I) for the population in private households, NHS, 2011**  
Data provider: Statistics Canada

## Find data: Filter by Data Group

**Catalogue**  
explanatory text  
You can also view all our data, sorted by topic or theme.

**DATA GROUP**

- Census, 2006 - Place of work and commuting to work - Topic-based tabulations - Urban Poverty Project
- Census, 2011 - Profile
- Census, 2011 - Target group profile**
- Census, 2011 - Age and sex - Topic-based tabulations
- Census, 2011 - Families, households, and marital status - Topic
- Census, 2011 - Language - Topic-based tabulations
- Census, 2011 - Structural type of dwelling and collectives - Top
- Census of Agriculture

- Census, 2011 – Target group profile
- Core Housing Need
- NHS, 2011 – Aboriginal peoples – Topic-based tabulations
- NHS, 2011 – Community Poverty Project
- NHS, 2011 – Target group profile





# Example from *Calgary's Indigenous population workshop*: distilling key usability considerations



## National Household Survey, 2011

- **Aboriginal identity**: self-identification as an Aboriginal person, which includes people who said they were:
    - First Nations; or
    - Métis; or
    - Inuk; and/or
    - Registered or Treaty Indian; and/or
    - Member of a First Nation or Indian band
- \*\*Aboriginal Peoples Reference Guide, National Household Survey, 2011*  
<https://www12.statcan.gc.ca/nhs-enm/2011/ref/guides/99-011-x/99-011-x2011006-eng.cfm>
- 2016 Census standard data on Aboriginal peoples is scheduled for release in October 2017; additional CDP data products (i.e. topic-based tabulations, custom geographies) expected in 2018



## Example from Calgary's Indigenous population workshop: exercise steps

**Step 1: Download the data and open the file**

**Step 2: Explore the file**

**Step 3: Narrow down to your geographies of interest**

**Step 4: Manipulate the dimensions**

**Step 5: Copy into Excel and calculate percentages**

*(live instruction and handout with detailed instructions provided)*



## Observations about this approach to capacity building

- The City of Calgary typically takes on the responsibility of developing and leading the workshops
  - Time burden for Calgary staff
  - Opportunity for City staff to strategically plan workshop topics to link to other work
- Participants in Calgary have varied levels of comfort with finding, accessing, and using data from the CDP catalogue
  - Challenge to meet the needs of both beginner and advanced users

Questions?